



2023 annual report to the Community

Oodnadatta Aboriginal School and Oodnadatta Child Parent Centre

Oodnadatta Aboriginal School number: 324

Oodnadatta Child Parent Centre number: 1607

Partnership: Far North



School principal:

Trisha Gwinnell

Signature

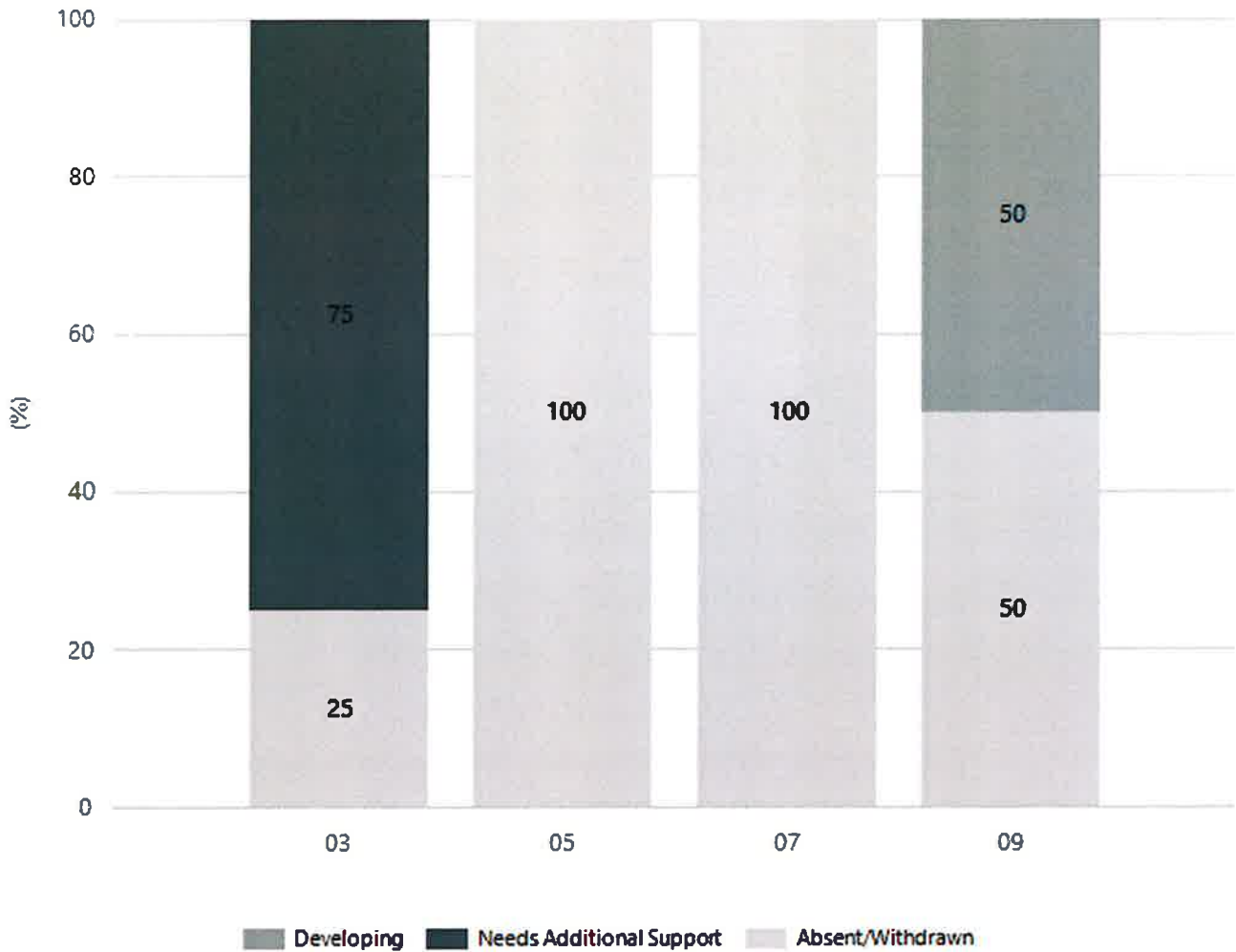
Date of endorsement:

07/02/2024



Government
of South Australia
Department for Education

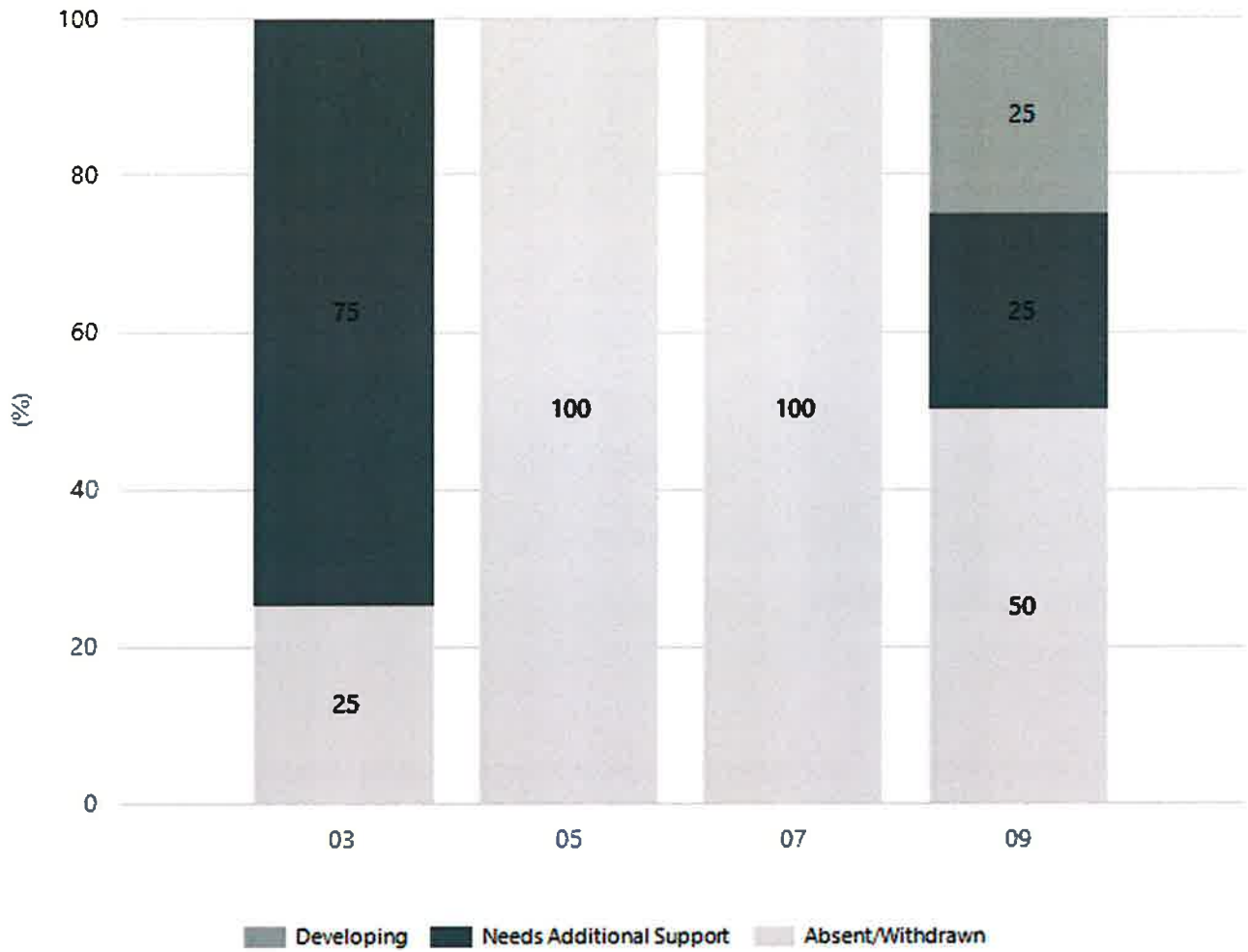
Reading



Year Level	03	05	07	09
Developing				2
Needs Additional Support	3			
Absent/Withdrawn	1	1	1	2
Total	4	1	1	4

Data Source: Department for Education Assessment Data Holdings, 2023. When there are less than six students in a cohort, no data is supplied.

Grammar

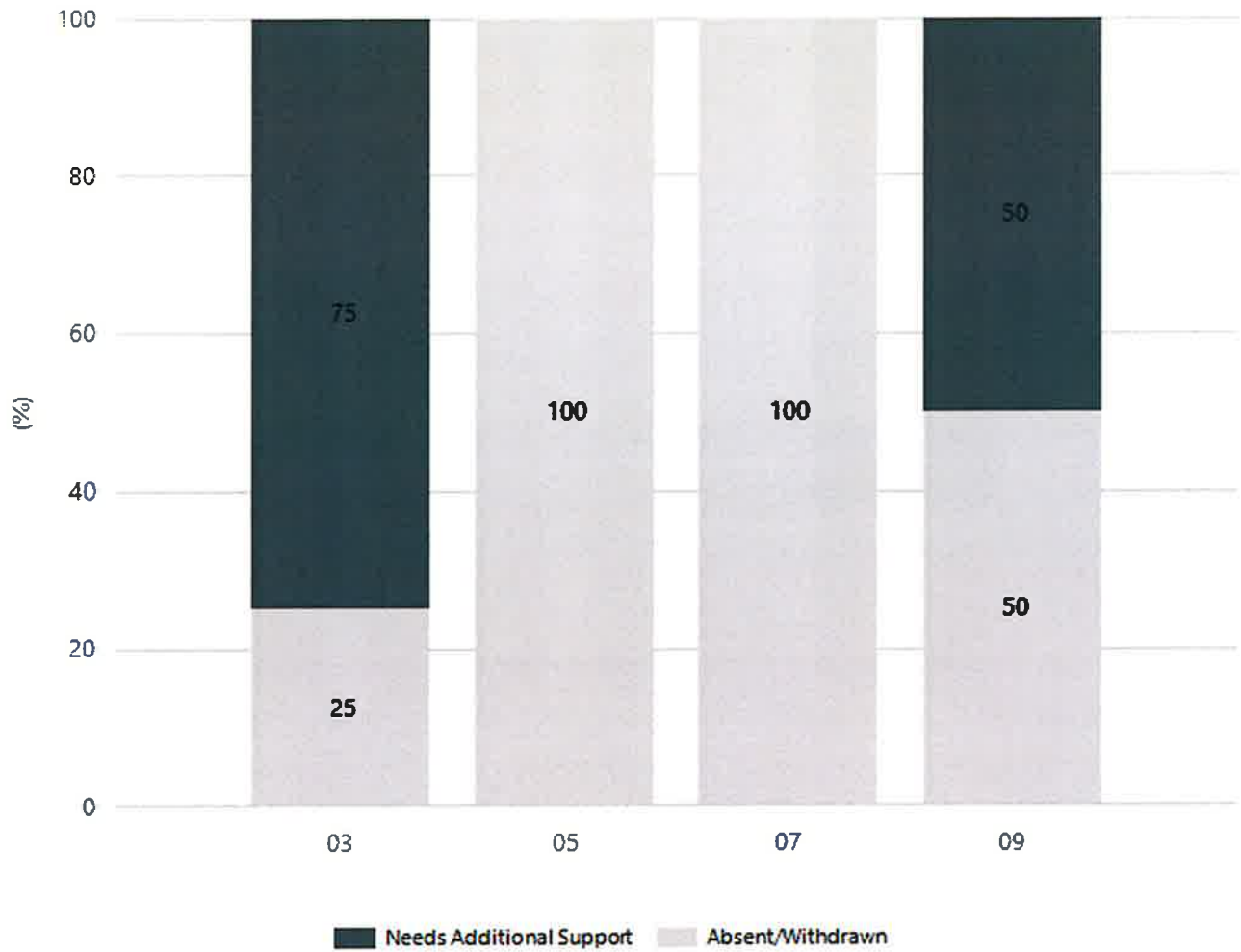


Year Level	03	05	07	09
Developing				1
Needs Additional Support	3			1
Absent/Withdrawn	1	1	1	2
Total	4	1	1	4

Data Source: Department for Education Assessment Data Holdings, 2023. When there are less than six students in a cohort, no data is supplied.

NAPLAN Proficiency - Aboriginal Learners

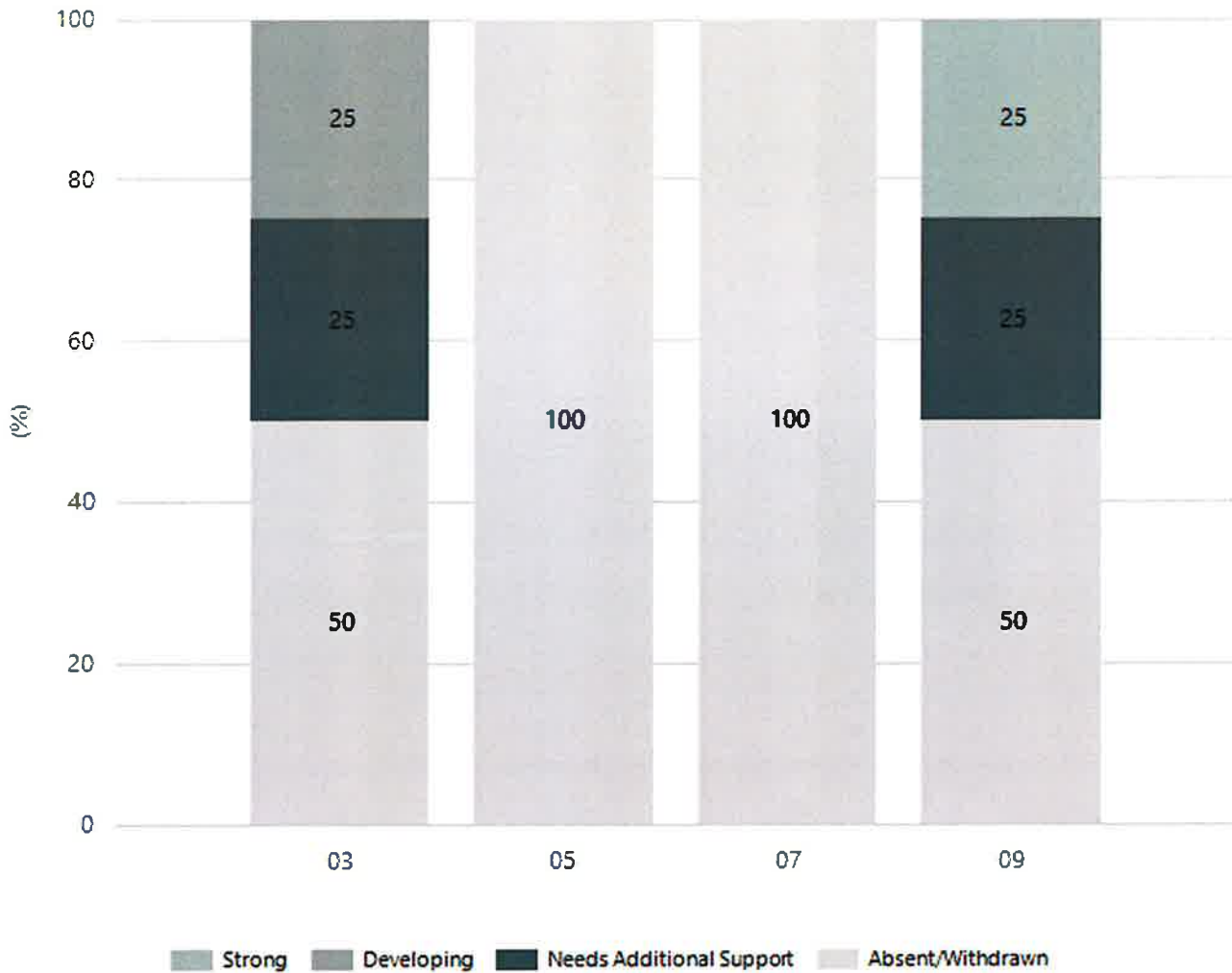
Numeracy



Year Level	03	05	07	09
Needs Additional Support	3			2
Absent/Withdrawn	1	1	1	2
Total	4	1	1	4

Data Source: Department for Education Assessment Data Holdings, 2023. When there are less than six students in a cohort, no data is supplied. Only data for Aboriginal learners is displayed.

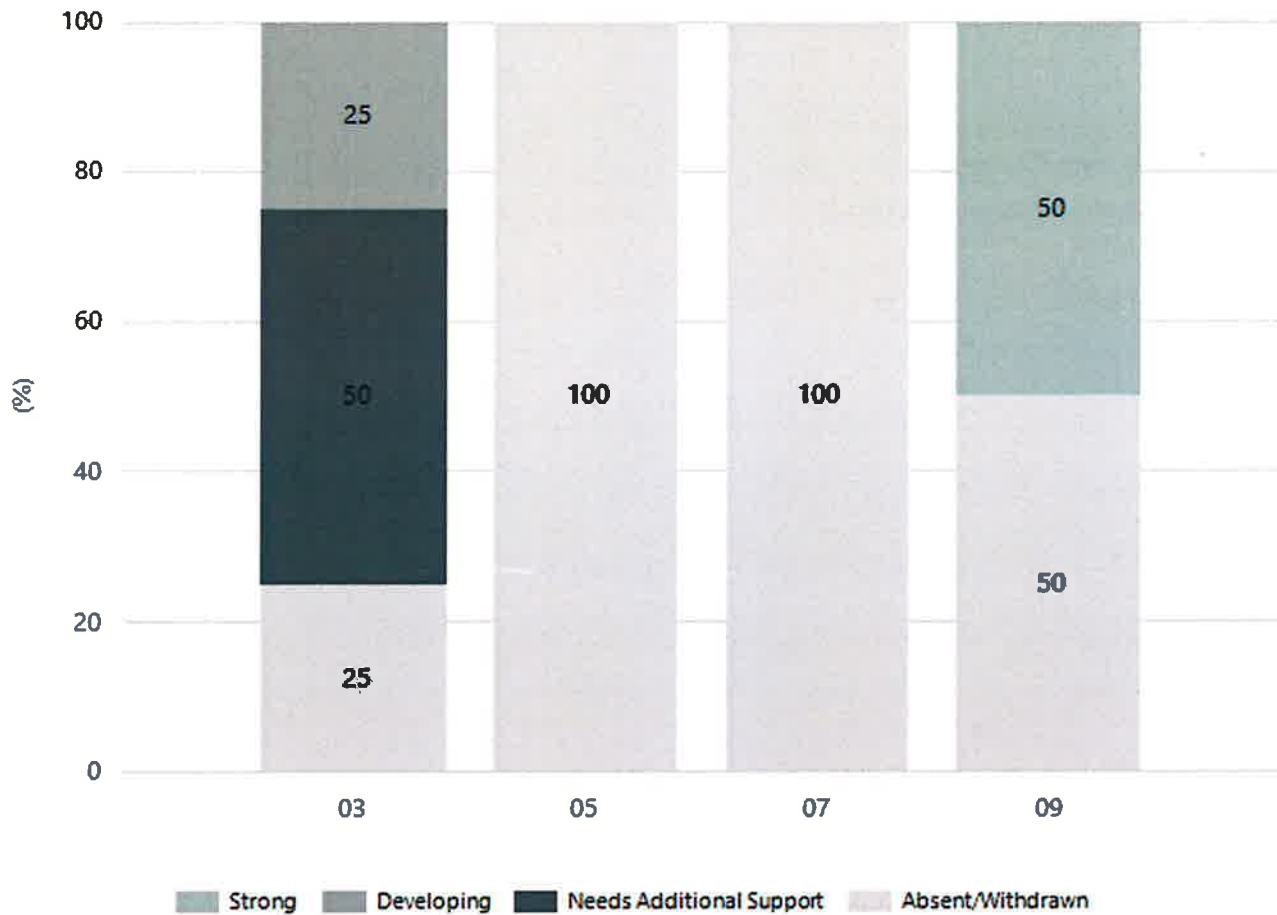
Writing



Year Level	03	05	07	09
Strong				1
Developing	1			
Needs Additional Support	1			1
Absent/Withdrawn	2	1	1	2
Total	4	1	1	4

Data Source: Department for Education Assessment Data Holdings, 2023. When there are less than six students in a cohort, no data is supplied. Only data for Aboriginal learners is displayed.

Spelling



Year Level	03	05	07	09
Strong				2
Developing	1			
Needs Additional Support	2			
Absent/Withdrawn	1	1	1	2
Total	4	1	1	4

Data Source: Department for Education Assessment Data Holdings, 2023. When there are less than six students in a cohort, no data is supplied. Only data for Aboriginal learners is displayed.

School Attendance

Year Level	2021	2022	2023
Reception	48.1%	68.3%	92.7%
Year 01	74.5%	46.5%	100.0%
Year 02		61.5%	
Year 03	100.0%		56.4%
Year 04	80.8%	13.8%	66.5%
Year 05		66.2%	
Year 06	90.3%		76.9%
Year 07	94.0%	35.9%	
Year 08	82.7%	60.5%	43.7%
Year 09	59.2%	12.9%	54.2%
Year 10	92.9%	42.0%	
Year 11		37.0%	8.9%
Year 12	100.0%		59.4%
Total	82.2%	44.5%	62.1%

Data Source: Department for Education Attendance Data, Semester 1 Report 2023. A blank cell indicates there were no students enrolled. 'Primary Other' includes students enrolled in specialised education options. 'Secondary Other' includes students who have already spent a year at Year 12 and elected to undertake further study at Year 12.

Attendance Comment

In South Australia, all children and young people must be in school from 6 years to 16 years old. They must attend a government or non-government school full time. From age 16 to 17 however, young people must attend school or an approved learning program (such as an apprenticeship, traineeship, accredited course or university). Schools and parents must encourage and support students to come to school every day. Parents and caregivers must make sure their child is enrolled in a school, and attends school all day and everyday it is open, unless a child is sick or has an approved exemption. Teachers and leaders actively follow up when a student misses school, including recording all absences and non-attendance. All schools in South Australia have local attendance procedures governed under the Education and Children's Services Regulations 2020.

Highest Qualifications held by the teaching workforce and workforce composition

All teachers at this school are qualified and registered with the SA Teachers Registration Board.

Qualification Level	Number of Qualifications
Bachelor's degrees or Diplomas	4
Postgraduate Qualifications	1

Data Source: Data extracted from Mandatory Workforce Information Collections as on the last pay date of June 2023. As self-reported by staff in the system.

Please note: Data includes staff who are Actively employed and on extended paid leave. Please note only the highest qualification of the Teaching staff is reported. Excludes any number of other certifications earned.

Workforce composition including indigenous staff

	Teaching Staff		Non-Teaching Staff	
	Indigenous	Non-Indigenous	Indigenous	Non-Indigenous
Full-Time Equivalents	0.0	5.0	3.7	1.0
Persons	0.0	5.0	4.0	1.0

Data Source: Data extracted from Mandatory Workforce Information Collection as on the last pay date of June 2023.

Please note: Data includes staff who are actively employed and on extended paid leave. "Indigenous category" is self-reported by staff in the system.

Financial Statement

Funding Source	Amount
Grants: State	\$1,412,142.08
Grants: Commonwealth	\$30,000.00
Parent Contributions	\$363.64
Fund Raising	
Other	\$12,137.42

Data Source: School supplied data.